

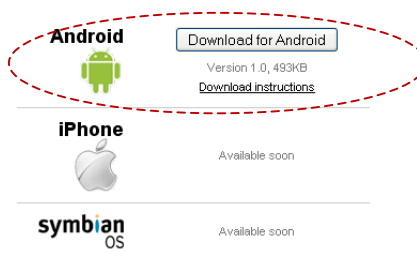
Installation Instructions for Barcode View for Android

1. Open the browser on your mobile phone and type the address:
<http://barcodeview.com/download>

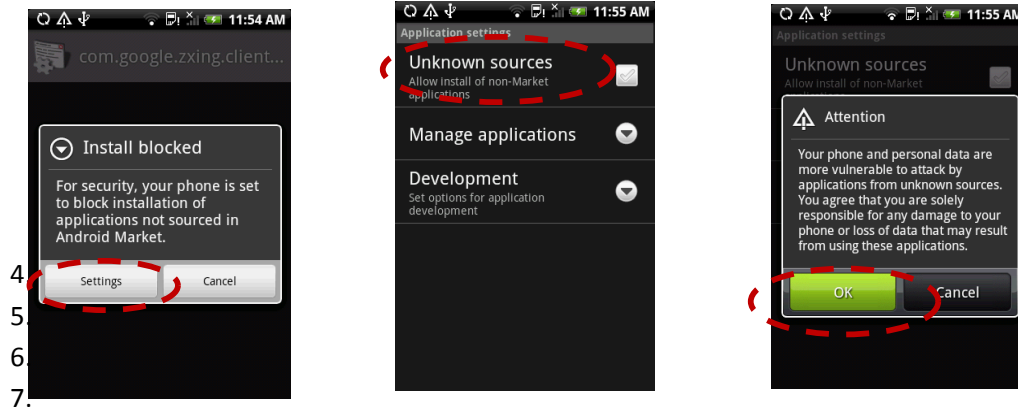


2. Select the application for **Android**

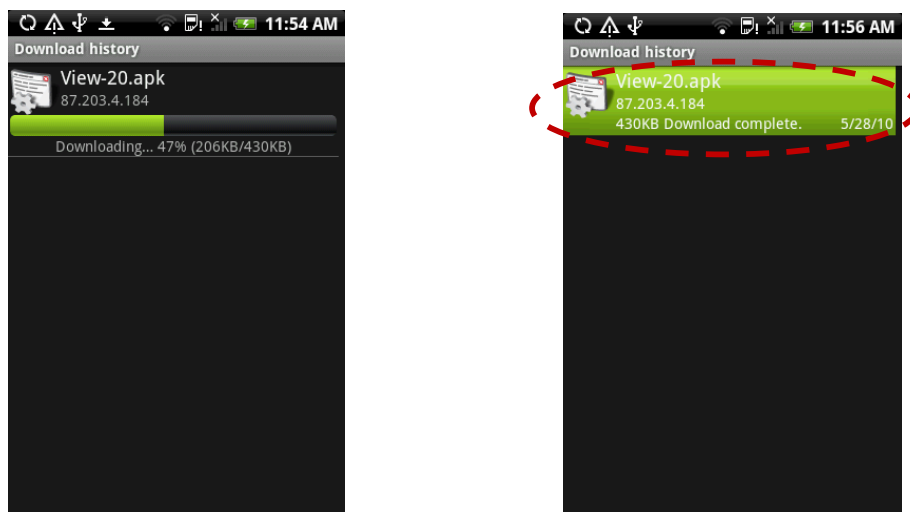
Download ViEW



3. [In the case that you receive the message 'Install Blocked']: Select "Settings" → "Unknown Sources" → "OK"



4. Download the application. When the downloading is complete, select the folder that appears on screen in order to move on to the installation procedure.



5. Select "Install". After installing the application, you can close it or continue to explore it!

